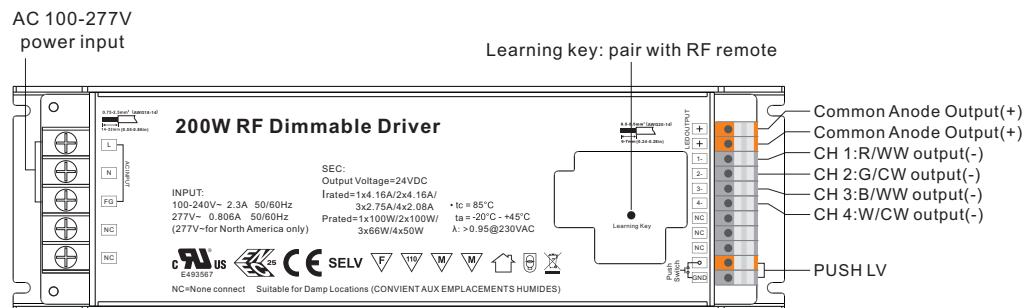


Valo Wireless 200W RF LED driver 24 DCV (VaLO-Driver-24V-200W)



Important: Read All Instructions Prior to Installation

Function introduction



Product Data

Output	LED Channel	4
	DC Voltage	24V DC
	Max. Current	Max. 4.1A/ch, ch1+ch2+ch3+ch4=8.4A
	Voltage Tolerance	± 1%
	Rated Power	max. 200W
Input	Voltage Range	100-277V AC
	Frequency Range	50/60Hz
	Power Factor (Typ.)	> 0.98 @ 230VAC
	Total Harmonic Distortion	THD ≤ 15% (@ full load / 230VAC)
	Efficiency (Typ.)	93% @ 230VAC full load
	AC Current (Typ.)	2.3A @ 100VAC, 1A @ 230VAC, 0.9A@277VAC
	Inrush Current (Typ.)	COLD START Max. 65A at 230VAC
	Leakage Current	< 0.5mA /230VAC
	Standby Power Consumption	< 1W
Control	Dimming Interface	RF Wireless/PUSH LV
	Dimming Range	0%-100%
	Dimming Method	Pulse Width Modulation

LED
STORE

Protection	Over Current	Yes, recovers automatically after fault condition is removed
	Over Temperature	Yes, recovers automatically after fault condition is removed
Environment	Working Temp.	-20°C ~ +45°C
	Max. Case Temp.	85°C
	Working Humidity	10% ~ 95% RH non-condensing
	Storage Temp. & Humidity	-40°C ~ +80°C , 10% ~ 95% RH
Safety & EMC	Safety Standards	UL8750, CAN/CSA C22.2 No. 250.13-14, ENEC EN61347-1, EN61347-2-13 approved
	Withstand Voltage	I/P-O/P: 3.75KVAC
	Isolation Resistance	I/P-O/P: 100M Ohms / 500VDC / 25°C / 70% RH
	EMC Emission	EN55015, EN61000-3-2, EN61000-3-3
	EMC Immunity	EN61547, EN61000-4-2,3,4,5,6,8,11, surge immunity Line-Line 1KV
Others	MTBF	193.6K hrs min. @ 230VAC full load and 25°C ambient temperature

- Rectangle shape with metal case
- 4 channels 24VDC constant voltage output
- Class 1 power supply, full isolated metal case
- Built-in two-stage active PFC function
- PF > 0.98, Efficiency > 93%
- Low standby power < 1W
- Built-in RF wireless/PUSH LV dimming interface, radio frequency: 868/869.5/916.5/434mhz
- Compliant with Safety Extra Low Voltage standard
- Over load, over temperature protection
- Can be compatible with a variety of RF remote controls
- Can be WiFi controlled via APP installed on IOS and Android systems
- IP20 rating, suitable for indoor LED lighting applications
- 5 years warranty

Safety & Warnings

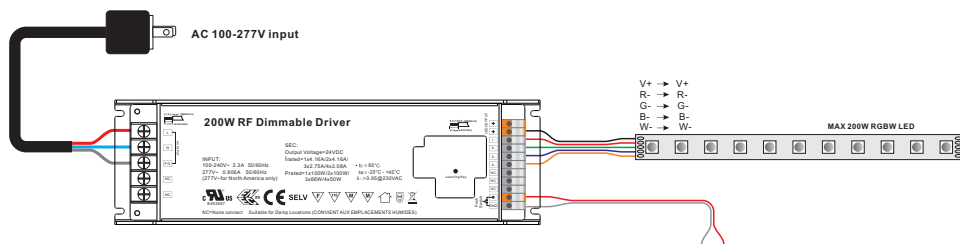
- DO NOT install with power applied to the device.
- DO NOT expose the device to moisture.

Pair/delete the pairing with RF remote

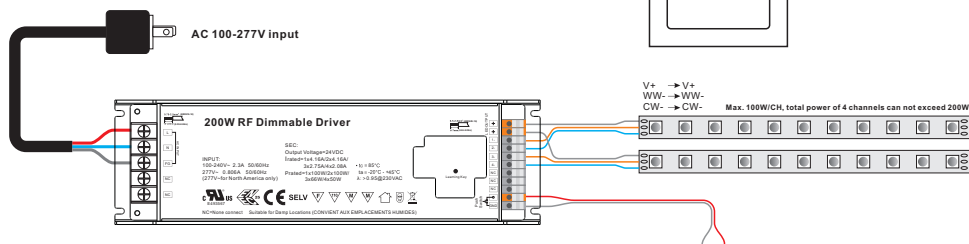
- 1.Do wiring according to connection diagram.
- 2.Pair RF Receiver with RF remote: please refer to the instruction of the remote that you would like to pair with.
- 3.Delete the pairing:
 - (1)Wire up the RF receiver correctly, power on.
 - (2)Press and hold down the “ **Learning Key**” button on receiver for over 3 seconds until the connected light flashes, which means well deleted.

Wiring diagram

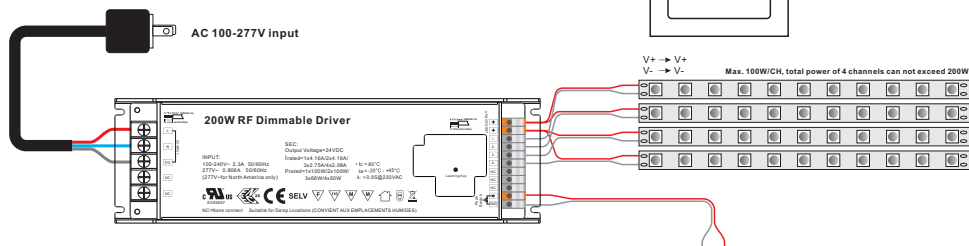
1.If Connect with RGBW LED Strip



2.If Connect with Dual Color LED Strip



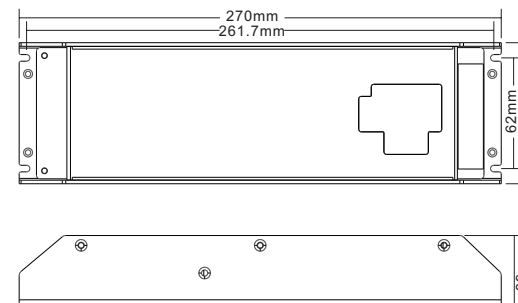
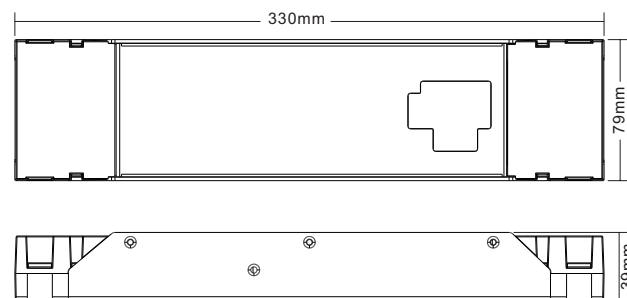
3.If Connect with Single Color LED Strip



PUSH DIM:

While connected with PUSH LV, click the button to switch ON/OFF lights. Press and hold down the button to increase/decrease light intensity.

Product Dimension



Valo Wireless 200W RF LED driver 24 DCV
(VaLO-Driver-24V-200W)

