

Important: Read All Instructions Prior to Installation

Function introduction

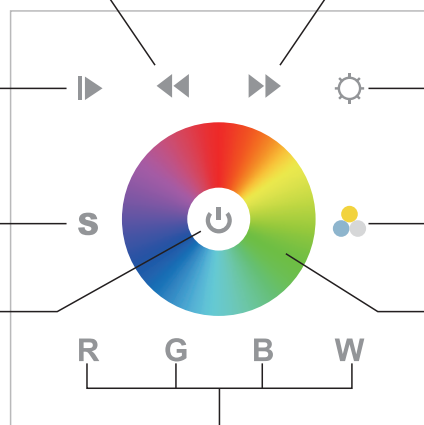
Press and hold down to speed down the running effects

Press and hold down to speed up the running effects

Click to play / pause the 10 built-in effects

Press and hold down to save color/effect; Click to recall the saved

Click to switch on/off



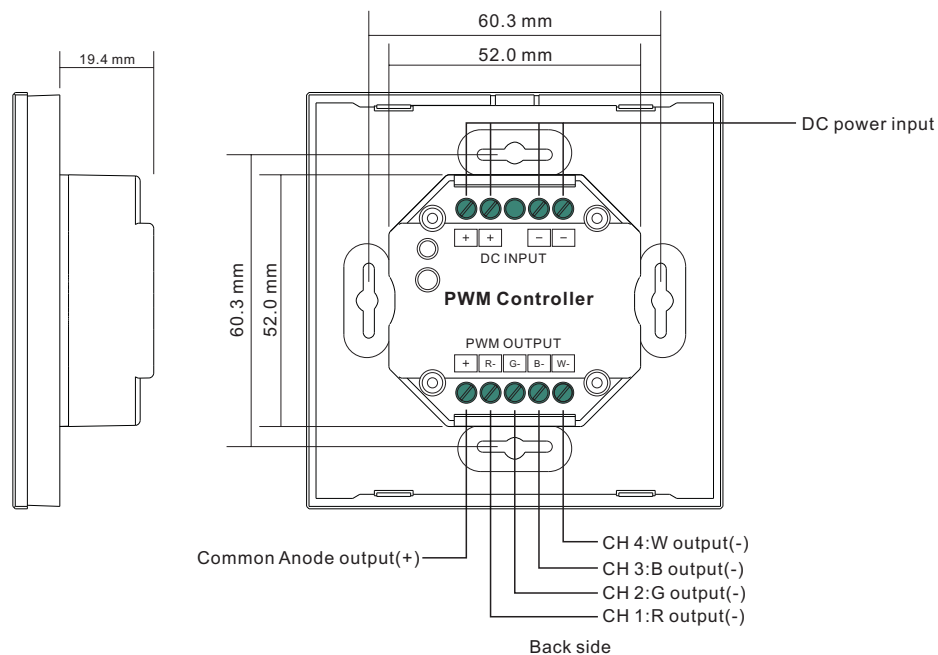
Press and hold down to increase/decrease light intensity

Click to select Warm White, Natural White and Cool White mixed by RGB colors

Touch color wheel, touch to select R/G/B color

R/G/B/W 4channels: Click to turn off/on the channel
Press and hold down to increase/decrease light intensity of each channel

Front side



Product Data

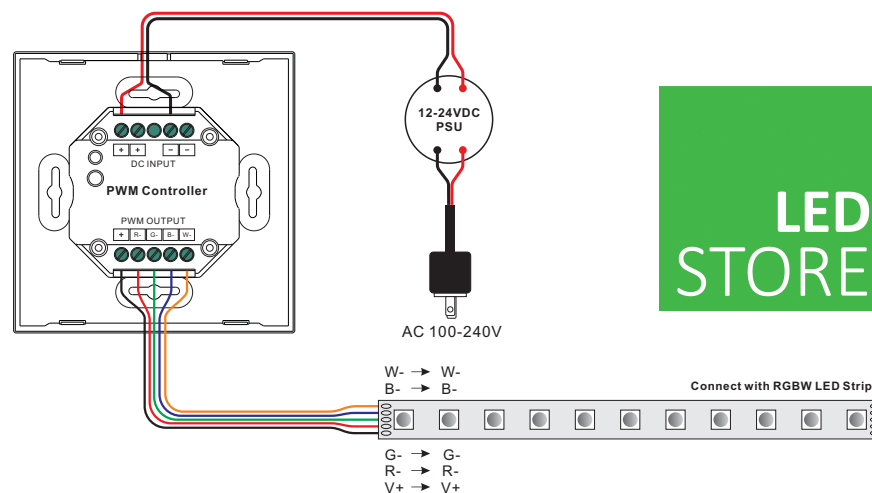
Output Signal	4x5A PWM signal
Power Supply	12-24VDC
Power consumption	200 mA
Operating temperature	0-40°C
Relative humidity	8% to 80%
Dimensions	86x86x29.1mm

- Touch sensitive
- Glass interface(white & black)
- Output PWM signal, connect strip directly
- Control RGBW color
- Control 1 zone/area
- Waterproof grade: IP20

Safety & Warnings

- DO NOT install with power applied to device.
- DO NOT expose the device to moisture.

Wiring diagram



Installation

