

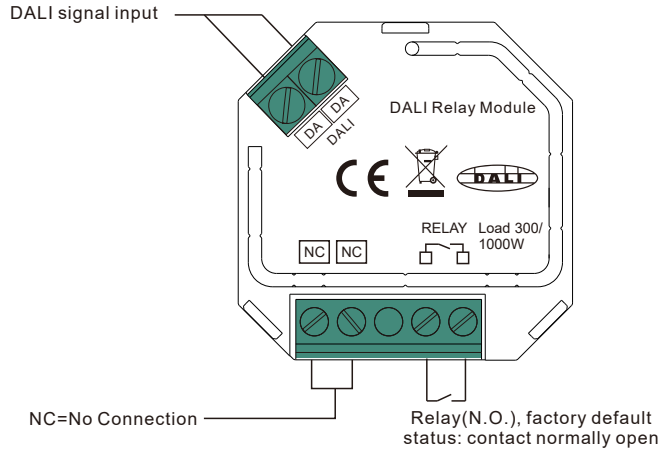
# DALI Relay Module

## VaLO-V230-DALI-250-SW

LED  
STORE

**Important:** Read All Instructions Prior to Installation

### Function introduction



### Product Data

Input			Output, relay			
DALI control input	DALI consumption	Number of DALI addresses	Switching voltage AC	Switching voltage DC	Current	Type of contact
1	< 3mA	1	Max. 250V	Max. 30V	Resistive load: max. 4.3A Capacitive load: max. 1.3A Inductive load: max. 4.3A	1 changeover

Compatible Load Types		
Load Symbol	Load Type	Maximum Load
	<b>Resistive loads</b> Conventional incandescent and halogen light sources	1000W @ 230VAC 500W @ 110VAC
	<b>Capacitive loads</b> Fluorescent tube lamp (compact / with electronic ballast), electronic transformer, LED	300W @ 230VAC 150W @ 110VAC
	<b>Inductive loads</b> Ferromagnetic transformers	1000W @ 230VAC 500W @ 110VAC

- DALI relay module
- DALI bus powered, no extra power supply required
- 1 DALI address can be assigned by DALI master controller
- Control of one standard contactor
- Compact relay module for controlling a standard contactor via DALI
- Loads that do not have a DALI input can therefore be integrated in the DALI circuit
- The loads can be switched on and off via DALI
- Compatible with universal DALI systems and master controllers in the market
- Mini Size, easy to be Installed into a standard wall box
- 5 years warranty
- Waterproof grade: IP20

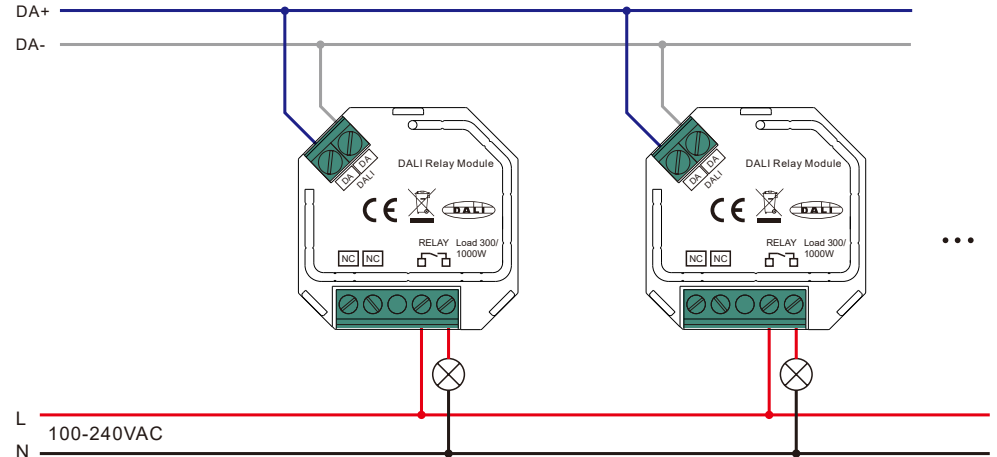
### Safety & Warnings

- DO NOT install with power applied to device.
- DO NOT expose the device to moisture.

### Wiring diagram

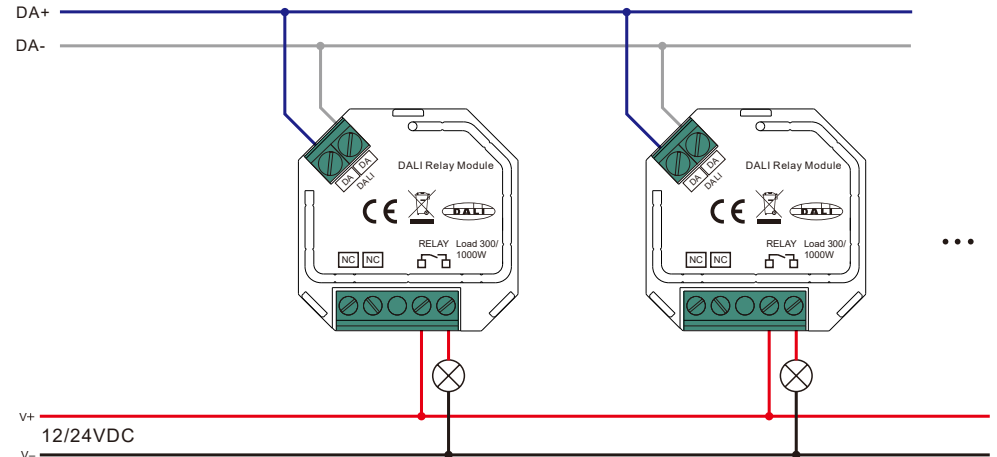
(1) Switching of 100-240VAC load

DALI BUS



(2) Switching of 12/24VDC load

DALI BUS

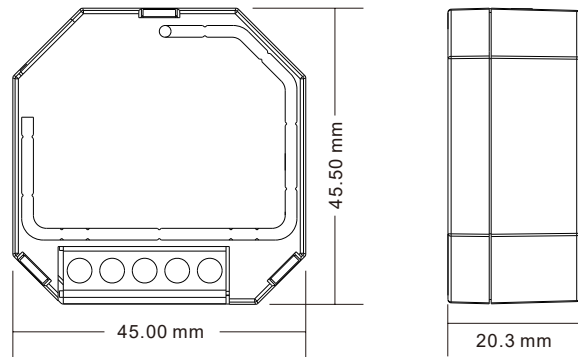


## Operation

### Setting DALI Address:

1 DALI address can be assigned by DALI Master controller automatically, please refer to user manuals of compatible DALI Masters for specific operations.

## Product Dimension



Lamppukauppa Led Store Oy  
Mesikukantie 16  
01300 VANTAA  
myynti@ledstore.fi  
WWW.LEDSTORE.FI

