


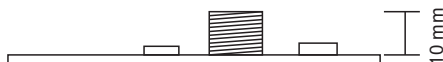
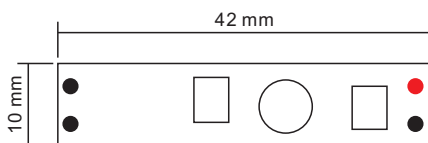
PCBA Mini Dimmer max. 3A



- Mini touch sensor dimmer&switch, well matched LED aluminum profiles to use.
- Low cost and high stability

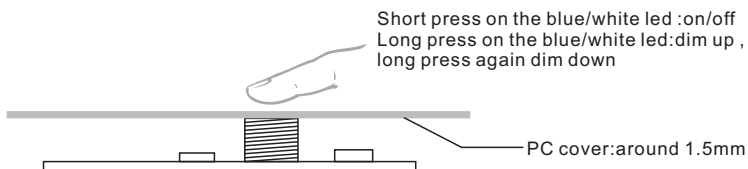



Input Voltage	Output Current	Output Power	Remark 1	Remark 2
12-24VDC	1x3A	1x(36-72)W	Constant Voltage	Mini touch sensor dimmer & switch, for aluminum profile



Installation attention

- (1) Put mini sensor dimmer switch into profiles when power is off.
- (2) When install it in high humidity places (for example, bathroom / kitchen), please make sure your LED profile is isolated against water. Otherwise it will affect the sensitivity of touch sensor.
- (3) **Pay attention to polarity. Reverse polarity will destroy the module.**
- (4) To prevent the cover from being scratched, it's better to use a white hard paper cover on the above of spring. Then install it. Below is the picture for reference:



Wiring diagram

